

Jessica and Sandy Bohrer

# YOUR VOICE IS YOUR SUPERPOWER!

A Beginner's Guide to Freedom of Speech  
(and the First Amendment)




## TEACHER RESOURCE GUIDE (Grades K-2)

Supplemental teacher packet by Shannon Lively, M. Ed,  
National Board Certified Teacher, Las Vegas

## Vocabulary Cards

Post during reading, during the lesson, or post on a word wall to assist students with writing.



change

hope

dreams

freedom

integrity

**courage**

**equality**

**empathy**

**justice**

**tolerance**

**diversity**

**respect**


kindness

amendment

Constitution

voice

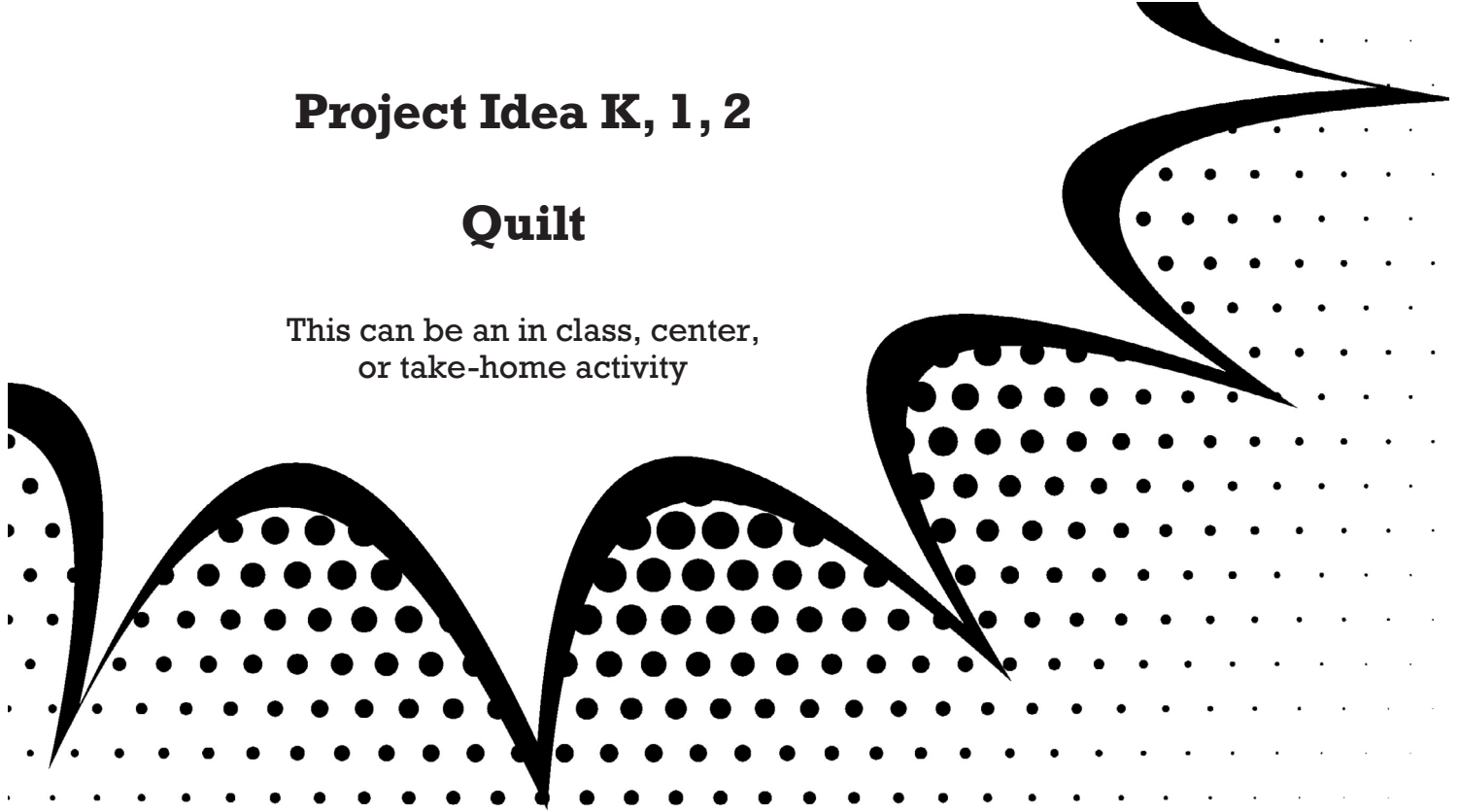
speech



# Project Idea K, 1, 2

## Quilt

This can be an in class, center,  
or take-home activity



### What you need:

Book: *Your Voice is Your Superpower!*

1 piece of 12 x 12 scrapbook paper per student

### Directions

1. Read the book with the students, discussing how each page focuses on freedom.
2. Ask students to think about the story, *Your Voice is Your Superpower!* What does freedom of speech mean to you?
3. Brainstorm some ideas and make a list on the board of ways students have freedom of speech.
4. Using the scrapbook paper as a quilt square, add pictures, quotes, and facts to represent your voice. What are you free to do? Use examples from the book to help students get ideas of things they are free to do.
5. Have students share their quilt square with the class.
6. Connect all the quilt squares together. Hole punch each square and tie together with yarn. Hang the freedom quilt in the classroom.

Name: \_\_\_\_\_ Date: \_\_\_\_\_

## Freedom Acrostic Poem



F

\_\_\_\_\_

R

\_\_\_\_\_

E

\_\_\_\_\_

E

\_\_\_\_\_

D

\_\_\_\_\_

O


\_\_\_\_\_

M

\_\_\_\_\_

Name: \_\_\_\_\_ Date: \_\_\_\_\_

## Voice Acrostic Poem



**V**

\_\_\_\_\_

**O**

\_\_\_\_\_

**I**

\_\_\_\_\_

**C**

\_\_\_\_\_

**E**

\_\_\_\_\_

Name: \_\_\_\_\_ Date: \_\_\_\_\_

## Speech Acrostic Poem

S \_\_\_\_\_


P \_\_\_\_\_

E \_\_\_\_\_

E \_\_\_\_\_

C \_\_\_\_\_

H \_\_\_\_\_





Name: \_\_\_\_\_ Date: \_\_\_\_\_

## Freedom Acrostic Poem

F

R

E

E

D

O

M



Name: \_\_\_\_\_ Date: \_\_\_\_\_

## Voice Acrostic Poem


V \_\_\_\_\_

O \_\_\_\_\_

I \_\_\_\_\_

C \_\_\_\_\_

E \_\_\_\_\_



Name: \_\_\_\_\_ Date: \_\_\_\_\_

## Speech Acrostic Poem

S


P

E

E

C

H




Name: \_\_\_\_\_ Date: \_\_\_\_\_

**How many words can you make using the letters in  
FREEDOM?**

_____	_____	_____
_____	_____	_____
_____	_____	_____
_____	_____	_____
_____	_____	_____

Cut out the letters below to help you!




Name: \_\_\_\_\_ Date: \_\_\_\_\_

## **FREEDOM Analogy**



**Freedom is like**

**because**



Name: \_\_\_\_\_ Date: \_\_\_\_\_

## What **FREEDOM** Means to Me



Four sets of primary-ruled lines for writing. Each set consists of a solid blue top line, a dashed blue middle line, and a solid red bottom line.

# Whole Group Discussion Questions



Tell about a time you were brave.

How do you know when someone is brave?

Tell me about a person you know who is brave? What did he/she do that told you they were brave?

What does it mean to be free?

In our national anthem our country is called “the land of the free and the home of the brave.” Why do you think America is called the “land of the free?”

What are some freedoms that you have because you live in America?

Who are some important leaders that helped our country become a free country?



Name: \_\_\_\_\_ Date: \_\_\_\_\_

## Journal Writing

When I have something to say and there is not enough time, it makes me feel . . .

When I have thoughts or ideas, I like to . . . (write in a journal? Talk to my parents? Tell a friend?  
Draw a picture?)



Name: \_\_\_\_\_ Date: \_\_\_\_\_


## Make a Poster

Think of something that will make our world a better place. Make your voice be heard by creating a poster! Use the space below to create a rough draft of a poster expressing your freedom of speech. Pick something important to you. Then create a poster to hang in your window, place in your yard, or carry in a march.



Additional ideas:


Find various symbols that represent freedom. Have the whole group create a collage of symbols and the whole group discuss what makes them a symbol of freedom. Next have students find pictures and create a collage or poster expressing their personal view of what freedom of speech means to them. Refer to the book, *Your Voice is Your Superpower!* for ideas.



The Liberty Bell stands for freedom.  
Draw the liberty bell.



The Statue of Liberty stand for hope and freedom.  
Draw the statue of liberty.



Our country's flag is a symbol of freedom.  
Draw the American Flag.

Name: \_\_\_\_\_ Date: \_\_\_\_\_

## Write a Letter

Make your voice heard! Write a letter to a leader about something that is important to you. You may choose to write to the president, governor, mayor, representative, or any leader that needs to hear your voice!


Dear \_\_\_\_\_,

Sincerely,

Name: \_\_\_\_\_ Date: \_\_\_\_\_


## **Create Your Own Superhero Cape!**

Pretend you are a superhero. Design and decorate your superhero cape! Be sure to include a symbol that is meaningful to you. Use construction paper, fabric, or help from adults to create a cape you can wear!



Name: \_\_\_\_\_ Date: \_\_\_\_\_

## If I were a superhero





Four sets of horizontal writing lines. Each set consists of a solid red top line, a solid blue bottom line, and a dashed blue middle line.

Name: \_\_\_\_\_ Date: \_\_\_\_\_

## My Super Qualities

In the shapes below, write a word or draw a picture to share something about yourself that you want others to know.



# FIND YOUR VOICE

Name: \_\_\_\_\_

I like to be called: \_\_\_\_\_

What is your strength? \_\_\_\_\_.

How can you use this strength to help others? \_\_\_\_\_

\_\_\_\_\_.

I am proud of \_\_\_\_\_ because \_\_\_\_\_.

I want to change \_\_\_\_\_ because \_\_\_\_\_.

\_\_\_\_\_ is important to me because \_\_\_\_\_

\_\_\_\_\_.

Draw a picture showing something important to you.





